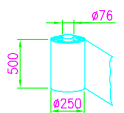
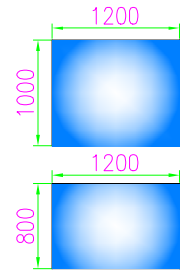


BOBINA FILM / FILM SPOOL  
Spessore / Thickness 17-35 µm



LATO AVANZAMENTO  
PALLET FRONT LEADING

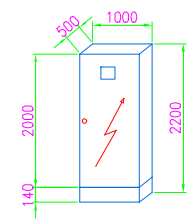


DIMENSIONI PALLET / PALLET DIMENSIONS

PALLET (WxL) 1000 X 1200 mm  
PRODUCT (WxL) 1000 X 1200  
ALTEZZA MAX / HEIGHT MAX. (H) 2200 mm  
ALTEZZA MIN / HEIGHT MIN. (H) 500 mm

CARATTERISTICHE TECNICHE / MAIN FEATURES  
POTENZA INSTALLATA / INSTALLED POWER \*To be defined\* KW  
TENSIONE ALIMENTAZIONE / POWER SUPPLY 400 V 50 Hz 3F+N+T  
CONSUMO ARIA / AIR CONSUMPTION 250 NI/min  
PRESSIONE ESERCIZIO / COMPRESSED AIR RATED PRESSURE 6 Bar

DIMENSIONI QUADRO ELETTRICO  
CONTROL CABINET DIMENSIONS



N.	DESCRIZIONE MODIFICA / MODIFY DESCRIPTION	DATA - DATE	FIRMA / SIGNATURE
1	Bancale 1000 x 1200		
2			
3			

DATA / DATE 18/01/2015 U.C.	DISEGNATORE / DESIGNER	APPROVATO / APPROVED	SCALA / SCALE -
--------------------------------	------------------------	----------------------	--------------------

MACCHINA / MACHINE  
REVOLUTION LS - STANDARD  
CLIENTE / CUSTOMER  
COMMERCIAL LAYOUT

CODICE DISEGNO / DRAWING NUMBER  
LAYOUT-1234.1234\_R1